


**Build more.[™]
Make more.**



Work on solid ground at any height

The modular, stable work platform to
build anywhere quickly and safely.

workdek.com

workdek[™] 

**Build more.[™]
Make more.**

**“Eliminating the
fall is better than
catching the fall.”**

Worksafe NZ



Workdek doubles your performance and eliminates falls

Workdek makes light work of building work.

Now builders can complete work twice as fast by walking on a continuous, flat surface anywhere on site with their tools and heavy machinery. This is made possible by Workdek's clever, lightweight injection moulded plastic design. Components are lightweight and easy to put together. Yet once locked into place, they're incredibly strong and stable with each square metre deck panel easily supporting 250KGs. It's like you're standing on flat, solid ground no matter the height.



workdek.com

**Workdek is a modular, stable work platform
system that helps builders work quickly,
efficiently and safely at any height.**

Your new stable workmate



Workdek components are lightweight yet incredibly strong once connected together.

1



The Deck

- The Deck holds up to 250kg.
- Improves performance and reduces fatigue.

2



The Cradle

- Is all about strength and stability.

3



The Legs

- Extend your working height.
- Levels you up and supports the deck system


4



The Foot

- Can hold the weight of a Sumo.
- Anchors the leg and spreads the weight load.

5



The Spacer

- This is about making everything snug for extra stability.
- The spacer sits under the foot when the Cradle is inside the Deck.


6



The Pins

- Keep everything together.
- Secure the Cradle, Leg and Deck together.

7



The Strap

- Secures Workdek to the framing.
- Secures the decking and frames to minimise movements.

The benefits at a glance

- Reduces stress on the body
- Eliminates falls
- Work twice as fast
- Work on more projects
- Make more money.

**Build more.TM
Make more.**

“This is an
absolute game
changer!”

“We’re now
working
twice as fast.”

“Workdek
prevents
the fall from
happening.”

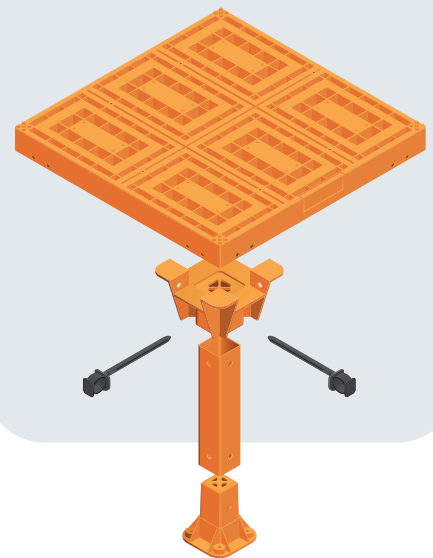
Work safely at any height with all your tools

Workdek is a modular, stable work platform that puts builders on solid ground at any height.

Say goodbye to crazy balancing acts, risky moves and nets that don't prevent falls or falling debris. Developed by builders for builders, Workdek makes light work of building work. It's a stable, modular work platform system that fits any building site. Providing a continuous flat surface, Workdek prevents falls and ensures a rock solid footing at any height. Your team will feel confident. They'll build twice as fast and you'll make more money.

Workdek is the ultimate tool to improve productivity, safety and profits. Hire. Buy. Partner

Call: 0800 3255 7233 Online: workdek.com



Installation is as easy as playing with Lego

workdekTM 